

ZOOMLION TECHNOLOGY WITH INGENUITY AND CARE



THE WORLD'S LEADING EXCAVATOR INTELLIGENT MANUFACTURING FACTORY

ZOOMLION Smart City Earthmoving Machinery Park is an industry-leading intelligent and flexible excavator factory. From a piece of steel plate to an excavator, with high-precision welding process, highly reliable assembly process, high-level coating process and strict quality control, each excavator is delivered with ultimate quality.



Zoomlion Heavy Industry Science & Technology Co.,Ltd.

Add: Zoomlion Smart City Headquarters Building, No.613 Naqiu Road, Wangcheng District, Changsha, Hunan, China 410221
Email: earthmoving@zoomlion.com
Copyright© Zoomlion. All rights reserved. Reproduction and copying of any part of contents is not allowed for any purposes without Zoomlion's approval.
Note: Materials and specifications are subject to change without notice. Featured machines in photos may include additional equipment.



ZOOMLION SKID-STEER LOADER ZS120V




VISION CREATES FUTURE

ZOOMLION Skid-Steer Loader serves you with excellent performance, extraordinary comfort, convenient maintenance, and outstanding durability.

Engine power: 53.4kW
Rated payload: 1385 kg
Tipping load: 2770 kg
Bucket breakout force: 25.9kN
Lift arm breakout force: 23.1kN
Operating weight: 3900 kg



OUTSTANDING PERFORMANCE



Strong power

- Powerful and reliable 53.4kW engine gets the job done with ease.

Fuel efficiency

- The combination of hand throttle and throttle pedal balances power demand and fuel economy.



Self-reset throttle pedal

- When strong power is needed in a short time, the engine speed can be increased by using the throttle pedal.

Hand Throttle

- When performing cold milling, trenching, sweeping, snow removal, and drilling operations, the engine speed can be kept constant.

High ground clearance and greater departure angle

With its 215mm ground clearance and 25° departure angle, the ZS120V can easily overcome large obstacles, navigate rough terrain, and work in more complex environments.

Travel speed

Standard 11.1km/h maximum travel speed to meet rapid transfer needs



Standard heavy-duty tires

Wear-resistant heavy-duty tires are durable and feature outstanding grip and stability

Optional solid tires

Optional solid tires have a longer service life, adaptable to extremely complex conditions, and are puncture-resistant to avoid air leakage.

MULTIPLE ATTACHMENTS

International standard quick coupler interface, compatible to attachments from different manufacturers

- | | | |
|-----------------------------|--------------------------|--------------------------|
| ▪ Sweeper | ▪ Concrete mixing bucket | ▪ Auger |
| ▪ Sweeper (with Side Brush) | ▪ Scraper | ▪ Haystack handling fork |
| ▪ Angle broom | ▪ Snow pusher | ▪ 4-in-1 bucket |
| ▪ Six-way bulldozer | ▪ Rotary tiller | ▪ Gardening grab bucket |
| ▪ Snow blower (low throw) | ▪ Trencher | ▪ Hydraulic breaker |
| ▪ Industrial grab bucket | ▪ Mower | ▪ Pallet fork |

UNIQUE VERTICAL LIFT ARM

Unlike the circular arc lift, the unique linkage structure of vertical lift technology makes the lifting trajectory of the front end of the working arm to be approximately vertical, which reduces the frequent forward and backward movement of the machine, and allows unloading to be completed in-situ, which gives a greater advantage to loading and unloading of materials in narrow indoor spaces, such as warehouses and in-building constructions.

The downward-bent arm with a bionic willow leaf design increases the lateral visibility, ensuring operation safety



Maximum dump reach
856 mm.

Maximum dump height
2520 mm.

The maximum height dump angle of **42 °** results in faster unloading.

Maximum bucket breakout force: **25.9** kN

Maximum arm breakout force: **23.1** kN

The wheel base of **1239** mm makes the working process more stable.

STABLE HYDRAULIC SYSTEM

Internationally renowned brand core parts

Hydraulic core parts from internationally renowned brand, ensuring a more stable hydraulic system.

Outstanding flow system for attachments

Standard 1/2 inch male-female connector and 3/8 inch male connector.

Optional hydraulic quick coupler

Optional hydraulic quick coupler allows you to install or remove attachments without leaving your seat.

Ultra-fast response speeds boost your work efficiency

Lifting cylinder extension time: 4.5s
Lifting cylinder retraction time: 2.3s
Bucket cylinder retraction time: 1.7s

Optional high-flow attachment system

The option of a high-flow system can increase the attachment flow from 96L/min to 139L/min, providing strong support for attachment work.

Optional automatic leveling system

Automatically keeps the attachment or bucket level when raising the lifting arm.



EXCEPTIONAL COMFORT



Outstanding 360° visibility

The bucket can be seen from the seat, improving safety during work processes.



Optional suspended seat

A better suspended seat keeps you in good working condition.



Pressurized cab

The pressurized cab effectively isolates dust, debris and insects, minimizing noise levels.



Optional air conditioner

Provides excellent cooling and heating performance.




Optional cup holder

The cup holder under the right armrest is convenient for placing a water cup to quench thirst while working.



Ample legroom

The spacious cab provides ample legroom, which helps to alleviate fatigue.



Standard multi-function instrument

Key information such as fuel level, hour meter, voltage faults, and fault alarms can be displayed through the instrument panel.



120W Power Output

With a maximum power output of 120 W, it can charge mobile phones and power other small electronic devices.



Reading lamp

A standard reading lamp makes it easy to view and read inside the cab.

EXCELLENT SAFETY



FOPS/ROPS cab

A cab certified for FOPS/ROPS provides protection in the event of unforeseen rollovers and falling objects.



Optional cab side guard

The optional cab side guard protects your lateral safety.



Optional reversing video camera

The optional reversing video camera features the large display at the front of the cab and the high-definition camera at the rear, ensuring a complete view of the machine's rear door.



Built-in hydraulic lines

Hydraulic lines are located inside the lift arm for perfect protection of the hydraulic lines.



Optional turn signals and exterior rearview mirrors

Optional turn signals and exterior rearview mirrors do not move with the lift arm, making it easy to observe the situation at the back of the body at any time, ensuring operation safety.



Optional license plate holder

Optional license plate holder and plate lamp make it easy to identify your machine.

EASE OF MAINTENANCE



Daily Inspections

Opening the rear door and the upper cover grants access to all components for daily inspections.

- | | |
|------------------------------|-------------------------------|
| A Engine oil filler | F Coolant tank |
| B Engine oil dipstick | G Fuel-water separator |
| C Battery | H Fuel filter |
| D Engine oil filter | I Fuel filler |
| E Air filter | J Oil Return Filter |

Long service intervals reduce frequent maintenance, allowing oil changes every 500 hours.

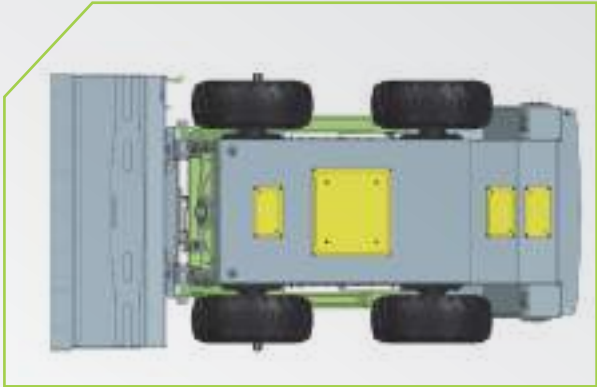
Side-mounted sprocket box

Sprocket boxes on the side facilitate daily maintenance and inspection.

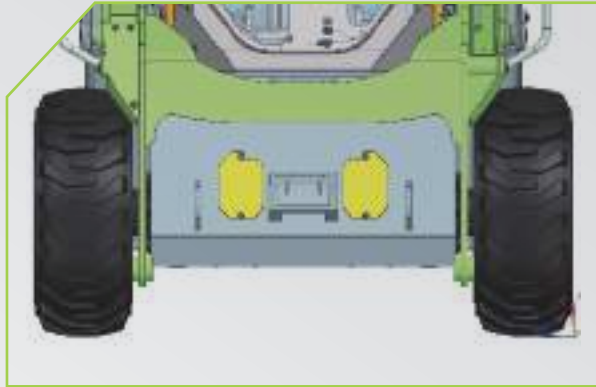


Mud cleaning port

Three cleaning ports at the bottom ensure quick and easy removal of mud and debris from the bottom of the machine.



Two cleaning ports at the front of the cab ensure quick and easy removal of mud and debris from the interior of the cab.



Top-mounted independent cooling system

Lifting the cab and radiator provides access to the engine compartment, making it easier to inspect and maintain the power, hydraulic, and electrical systems.



The radiator can be flipped upwards 30°

The radiator components are located at the top of the engine compartment, which prevents damage from the rear and facilitates daily cleaning and maintenance.



LIST OF OPTIONS

No.	Items	ZS120V
1	Adjustable seat	●
2	Attachment hydraulic system	●
3	Mechanic quick coupler	●
4	Backup alarm	●
5	Hand and foot control mode	●
6	Horn	●
7	0.6 m³ Bucket	●
8	Integrated instrument	●
9	Lift arm safety support	●
10	Front and rear work lamp and driving lamp	●
11	Safety interlock device	●
12	Two-point safety belt	●
13	Safety bar	●
14	Built-in rearview mirror	●
15	12x16.5 standard tires	●
16	Universal Label	●
17	Enclosed cab (meets ROPS and FOPS safety requirements of the CE certification, and includes interior trim, left/light side window, sunroof, rear window, front door, power supply, wiper and water tank and reading lamp)	●
18	Floating arm function	●
A	Fan heater (Items A and B cannot be installed simultaneously)	○
B	Air conditioner (Items A and B cannot be installed simultaneously)	○
C	SSS33X12-20 solid tires (Cancel item 15: 12x16.5 standard tires)	○
D	Rotating Beacon	○
E	Harness for electrical control of attachment	○
F	Reversing video camera (Cancel item 14: built-in rearview mirror)	○
G	GPS/Overseas version	○
H	Movable blade (Items H and I cannot be installed simultaneously)	○
I	Movable bucket teeth (Items H and I cannot be installed simultaneously)	○
J	English label and attached materials	○
K	Safety Hammer	○
L	Fire extinguisher	○
M	Emergency stop switch	○
N	Exterior rearview mirror	○
O	Attachment quick coupling dust cover	○
P	Automatic leveling system	○
Q	Cab side guard	○
R	Large-flow system	○
S	Hydraulic quick coupler	○
T	Adjustable suspension seat	○

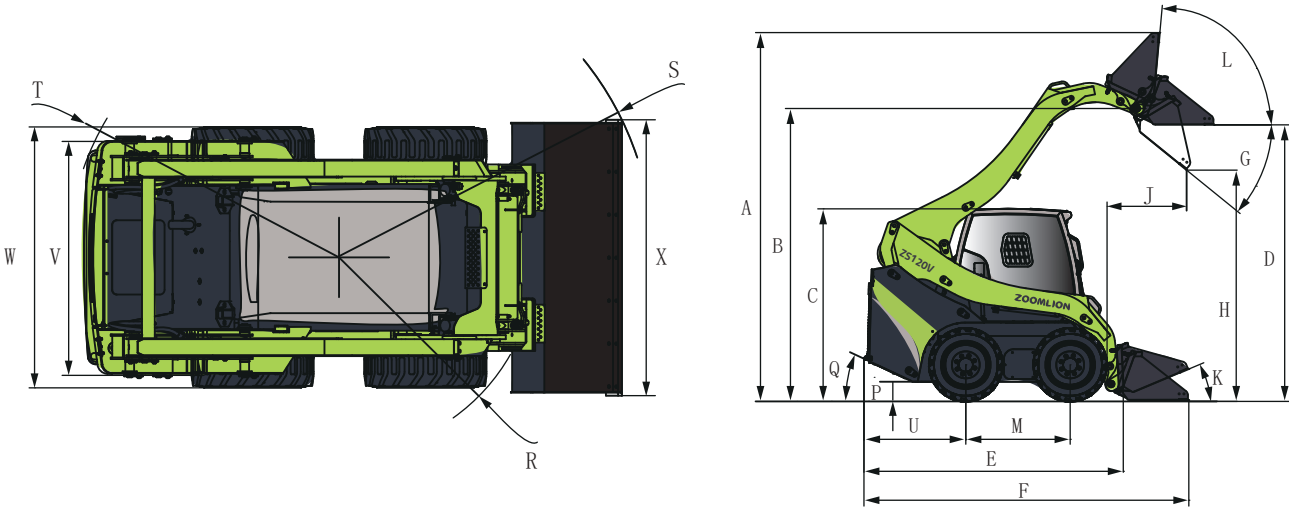
● STANDARD ○ OPTIONAL

MAIN PARAMETERS

Item		ZS120V
Operating Weight		3900 kg
Bucket Capacity		0.6 m³
Rated Payload		1385 kg
Tipping Load		2770 kg
Max. Travel Speed		11.1 km/h
Max. Rim-Pull Force		28kN
Max. Arm Breakout Force		23.1kN
Maximum Bucket Breakout Force		25.9kN
Max. Gradeability		25 ° / 46%
Rated Power/RPM		55.4kW/2400rpm
Emission Standard		EPA T4F/EU Stage V
Max. Flow (Standard System)		96L/min
Max. Flow (Large-Flow System)		139L/min
Work Equipment Hydraulic Pressure		21 MPa
Travel System Hydraulic Pressure		32 MPa
Fuel Tank (Full)		90L
Coolant (Standard Level)		11L
Hydraulic System (Standard Level)		80L
Hydraulic Tank (Standard Level)		27.5L

Item		ZS120V
A	Max. Operating Height	4115mm
B	Bucket Hinge Pin Height	3240mm
C	Overall Height (To Cab Top)	2065mm
D	Max. Horizontal Height of Bucket Bottom	3128mm
E	Overall Length (Without Bucket)	2865mm
F	Overall Length (With Bucket)	3636mm
G	Dump Height	40 °
H	Max. Dump Height	2504mm
J	Dump Reach	856mm
K	Bucket Retracting Angle at Flat Ground	24 °
L	Bucket Tilting Angle at Maximum Height	84 °
M	Wheel Base	1239mm
P	Ground Clearance	215mm
Q	Departure Angle	25 °
R	Front Turning Radius (Without Bucket)	1367mm
S	Front Turning Radius (With Bucket)	2213mm
T	Rear Turning Radius	1732mm
U	Tail Length	1015mm
V	Tread Width	1460mm
W	Tire Edge Width	1846mm
X	Bucket Edge Width	1905mm

Dimensions and Work Range Diagram



**VISION
CREATES
FUTURE**

